

50W Picosecond IR Laser



Features :

- ◆ Power: > 50W@100kHz at burst counts 4
- ◆ Max Energy: > 500μJ@100kHz at burst counts 4
>800 μJ customized
- ◆ Pulse Width: <15ps
- ◆ High Beam Quality
- ◆ Compact Design
- ◆ Stable output power and pulse energy

Applications :

- ◆ Glass, Ceramic, Sapphire etc cutting and hole drilling
- ◆ Precision Laser Marking
- ◆ Metallic parts precision processing

Tianjin BWT Laser Ltd. (hereinafter referred to as BWT Laser) is a holding subsidiary of BWT, established in 2017, is a company dedicated to the development and production of femtosecond, picosecond, and nanosecond lasers enterprises. BWT Laser has a complete talent structure and cooperates with Tianjin University to build a joint laboratory for in-depth talent and technical exchanges. The company adheres to the core concept of "pursuing excellence and high efficiency" internally and "customer-centered and growing with customers" externally and is committed to providing high-end lasers.

Up to now, BWT Laser has mass-produced more than ten types of 10-100W picosecond infrared lasers (energy up to 2mJ), 50W 50 microjoule femtosecond lasers, 10W narrow pulse femtosecond lasers, 30W picosecond ultraviolet lasers, etc. Ultrafast lasers are used in industrial micro-nano processing, precision marking, medical beauty, scientific research, and other application fields.



50W Picosecond IR Laser

Parameters		Units	Topaz 1064-50		
			Min	Typical	Max
Optical Parameters ⁽¹⁾	Power	W	50	-	-
	Wavelength	nm	1064		
	Repetition frequency	kHz	10	-	1000
	Pulse Width	ps	-	-	15
	Average Power	W	50W@100kHz at burst count 4	-	-
	Maximum Pulse Energy	μJ	500μJ@100kHz at burst count 4	-	-
	Average Power Stability	-	-	-	2.0% rms
	Pulse-to-Pulse instability	-	-	-	3.0% rms
	Spatial Mode	-	-	TEM00 (M2 <1.40)	-
	Beam Roundness	-	90%	-	-
	Beam Divergence	mrاد	-	-	2.0mrاد (Full Angle)
	Polarization Direction	-	-	Horizontal	-
	Polarization Ratio	-	100:1	-	-
Electrical Parameter	Operating Voltage	V	110	-	260
Other parameters	Warm-up Time	min	-	-	20
	Operation Temperature	°C	15	-	30
	Relative humidity	-	10%	-	80%
	Storage Temperature ⁽²⁾	°C	-10	-	50
	Cooling	-	-	Water-cooling	-

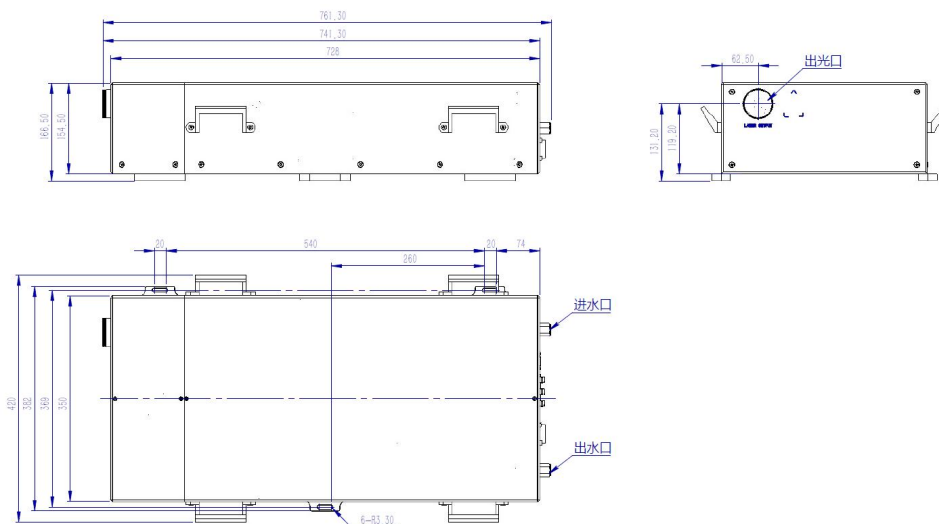
(1) All the parameters are listed corresponding to environment temperature within 25°C±0.1°C

(2) Do not operate or store the laser in environment easy for dew formation




50W Picosecond IR Laser

Dimension (mm)






Instructions

- ◆ Connect 110V-260V AC power supply for laser operation.
- ◆ Place the laser in a clean environment with space for sufficient heat dissipation.
- ◆ Set the environment temperature close to 25°C which is the set temperature of chiller (Generally, 25°C is a typical set temperature of chiller. This value may vary for different lasers. Refer to the printed report attached with the laser for the real value.) Set the environment humidity within 10%~80%. Operation of laser in high/low temperature or high humidity environment is prohibited.
- ◆ Make sure the power supply of the laser is grounded. Operation of the laser in environment with strong electromagnetic interference is not recommended.
- ◆ Always wearing laser goggle when the laser is operating. Staring into the laser output window is strictly prohibited.
- ◆ Regularly examine of the cleanness of the distilled water and filter. Replace the filter every month. Make sure the water volume, water quality, flow rate is normal. The laser may be damaged permanently if the water is insufficient in chiller or the water flow is blocked.
- ◆ Always use packing box provided by Tianjin BWT Laser Ltd. for moving or storage of the laser. Always move the laser slowly and steadily and avoid sudden shock. Special fixture may be necessary for moving the laser.
- ◆ Operation Temperature 15°C~35°C。
- ◆ Storage Temperature - 10°C~+50°C。



50W Picosecond IR Laser

Tips for Safety

Label	Descriptions
	<p>Warnings :</p> <p>Potential danger for human body. Specific procedure needed for operation. Human body may be hurt if the operation is incorrect. Do not violate the requirements following the warning sign, which is important for the safety of the operator.</p>
	<p>Notice :</p> <p>Potential damage for the laser system. Specific procedure needed for operation. Otherwise, some parts or the whole laser system may be damaged. For normal operation of the laser system, do not violate the requirements following the notice sign.</p>
	<p>Laser radiation Label :</p> <p>This label is the sign of laser radiation. Generally, this label is placed near the laser output window.</p>
No Label	<p>Important Tip :</p> <p>Important tips for the operation of laser. Please do not neglect this information.</p>

Declaration: information and specifications contained herein are deemed to be reliable and accurate. Tianjin BWT Laser Ltd. reserves the right to change, alter or modify the design and specifications of these products at any time without notice.